



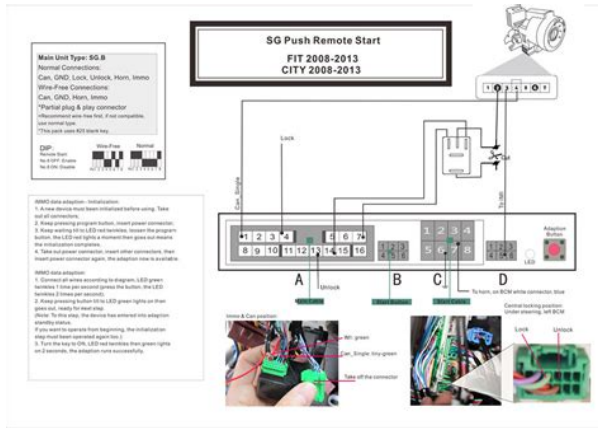
## Book Descriptions:

# 83731b manual



No longer will you have to give up frequency coverage, modulation or reliability to meet your budget. This signal source will perform beyond your expectations at a price within your reach. Using the online preview, you can quickly view the contents and go to the page where you will find the solution to your problem with Agilent Technologies Stereo System 83731B. To start viewing the user manual Agilent Technologies Stereo System 83731B on full screen, use the button Fullscreen. However, if you do not want to take up too much of your disk space, you can always download it in the future from ManualsBase. The option to print the manual has also been provided, and you can use it by clicking the link above Print the manual. You do not have to print the entire manual Agilent Technologies Stereo System 83731B but the selected pages only. paper. If you want to quickly view the content of pages found on the following pages of the manual, you can use them. We have made no changes to this manual copy. The HP XXXX referred to in this document is now the Agilent XXXX. For example, model number HP8648A is now model numb. If you are somebody who does electrical work at home, you may have noticed it is quite difficult to know how to repair a battery operated radio for the shower. If this describes you, then youll find these simple to follow steps really helpful. Your bathtub is equipped with a valve that is situated beneath the faucet. Because the water faucet is connected to the main house system via the plumbing system, it demands that all water is managed in a precise manner. Electric showers are all available to suit various tastes. This includes a very simple process to the repair process. To be able to fix a battery operated radio to the electric shower, you ought to make a circuit with a switch to change the power to the control panel. It is possible to use a switch using a device called a push button.<http://cyyst.com/upfile/emerson-microwave-oven-mw8991sb-manual.xml>

- **hp 83731b manual, 1.0, hp 83731b manual.**



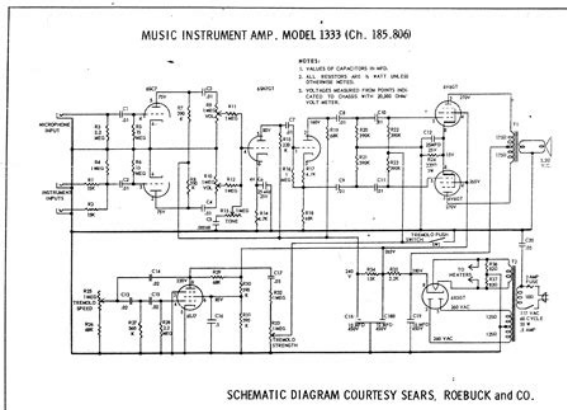
The push button will be installed over the door handle, which means you will have the ability to turn it off with ease. To ascertain the place of the buttons onto the door handle, you should first check the directions of this circuit. Ensure the device tagged left is in position. Now, you should check the other button is in position. To fix a battery operated radio to the electrical shower, you should set up the water supply valve with a pressure regulator to ensure that the handle has adequate resistance to avoid the door handle from becoming stuck in the closed position. If the water flow is too slow, then you should get rid of the water line from the shower. Doing so can help you figure out if the pressure valve is functioning properly. Because the valve is connected to electric wires, it requires that you make certain they are not damaged. You need to replace it in case you find some signs of corrosion on the wires. When the wires have been damaged, you should replace the unit as soon as possible to avoid additional harm. After eliminating the switch, you should reconnect the control panel on the bathtub. If there are no signs of corrosion on the electrical wires, you need to install the new upgrade. After installing the switch, you should hook up the wires on the valve into its original site. You should also plug the electrical cable to the socket from the control panel. Signal Generator 120GHz Options. The human mind is capable of keeping a lot of information. However, even the most educated person will probably be struggling to remember the names of places and people that they have met over time, let alone recalling all the titles of birds, or other animals. This is because when folks meet new folks, they have to be able to remember all of the names, occupations, hobbies, and also all of the different parts of the brain which let us communicate with others in a foreign language. <http://ekinyalitim.com/depo/sayfaresim/emerson-microwave-oven-model-mwg9111sl-manual.xml>



Our brains require many hours to become accustomed to hearing something and storing it in our memory that is the reason why we tend to forget certain things. There is another way of keeping

information, which involves looking at familiar things in another manner. The most wellknown illustration of this is obviously the famous logicians triangle. This is the way a square pyramid functions in a puzzle that requires each of the combinations of letters on the board to form words. Because humans scan and memorize exactly the same kinds of advice on again, our brains are actually far better at recalling new information compared to previous information. It is like our brains canupload all our memories into a database, making everything we find available, and allows our brains remember it for more. Information was stored in our brains to get so long as we can remember. Our brains store an unbelievable amount of information. Its a simple fact, according to experts, our brains hold around ten petabytes of data and this amount is only likely to grow as computers become more powerful. Nevertheless our brains still arent able to store data to an impressive level. If two or more of those connections are interrupted, then the info wont undergo and there will not be any thought about it at all. If you want to recall something, all you want to do is ask your brain to choose the information in, save it on your memory, and begin a chain reaction. All you need to do is ask your mind to discover the connections between each of the pieces of the puzzle and begin a chain reaction to begin creating new understanding. You can achieve this with names, places, or even each the pieces of a mystery in your mind. Very often issues with Agilent Technologies 83731B begin only after the warranty period ends and you may want to find how to repair it or just do some service work.

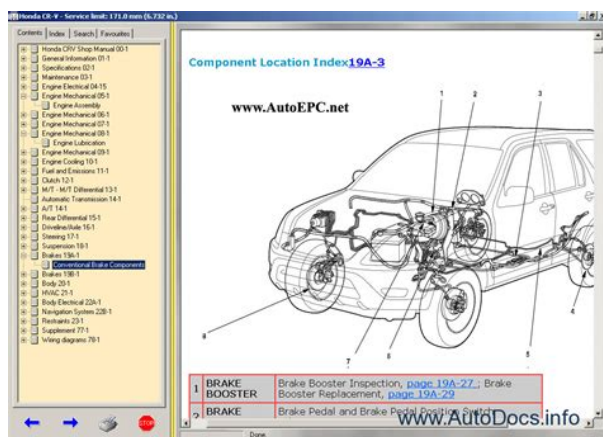
Even oftener it is hard to remember what does each function in Stereo System Agilent Technologies 83731B is responsible for and what options to choose for expected result. Fortunately you can find all manuals for Stereo System on our side using links below. Also you can find more Agilent Technologies manuals or manuals for other Home Audio. Learn more opens in a new window or tab This amount is subject to change until you make payment. For additional information, see the Global Shipping Programme terms and conditions opens in a new window or tab This amount is subject to change until you make payment. If you reside in an EU member state besides UK, import VAT on this purchase is not recoverable. For additional information, see the Global Shipping Programme terms and conditions opens in a new window or tab Learn More opens in a new window or tab Learn More opens in a new window or tab Learn More opens in a new window or tab Learn More opens in a new window or tab Learn More opens in a new window or tab The item may have some signs of cosmetic wear, but is fully This item may be a floor model or an item that has been returned to the seller after a period of use. See the seller's listing for full details and description of any imperfections. You're covered by the eBay Money Back Guarantee if you receive an item that is not as described in the listing. Find out more about your rights as a buyer opens in a new window or tab and exceptions opens in a new window or tab. Contact the seller opens in a new window or tab and request post to your location. Please enter a valid postcode. Please enter a number less than or equal to 1. All Rights Reserved. User Agreement, Privacy, Cookies and AdChoice Norton Secured powered by Verisign. If you would like to understand how to draw binary phase diagram then you will need to look around online. Its quite tough to find books on the topic. There are no online sources that could enable you to learn this subject.



<http://www.bosport.be/newsletter/bose-ls-18-manual>

You'll need to make do with a couple tutorials and a great dictionary. In binary phase diagram, it is always represented by dots or stripes. When drawing on a binary phase diagram it is always shown as two identical copies of a single phase diagram. The common phase diagram is obviously represented by a flat line, while the secondary phase diagram is obviously shown by a vertical line. There are just two phase diagrams on the planet these days. One of these is the electrical phase diagram where one cable represents an electric current while the other represents a voltage. It is not that simple since there are many more phases that are associated with it. A lot of people might ask you why you have to understand how to draw binary phase diagram. Well, they do not understand the concept behind the diagram. What you should understand about binary phase diagram is that it is actually easier to get a hang of it than to describe it. The phases are described by means of lines and arrows. A dot or a line is characterized by means of a space between two things. Phases have lots of names and they are called in different ways. For example, the half phase diagram is known as half stage transition. The first stage is always half, while the second stage is always entirely nonexistent. The next phase is also known as the half of the third phase. The following phase is known as the time period diagram. The phases also show relationships between each other. The stages are also correlated with one another. This is essential to know. You have to look closely at these relationships. Last, the previous phase diagram is called the time dilation diagram. The entire process of binary phase diagram is just like a solitary phase diagram but it is in a shorter time scale. The stepbystep processes are extremely easy to follow. If you would like to know about how to draw binary phase diagram then you can absolutely use a tutorial on the internet.

<http://apartmangyula.com/images/canon-eos-40d-instruction-manual-download.pdf>



The item may be missing original packaging and may have been used for testing or demo purposes. The item includes accessories found with the original product and may include a warranty. See the sellers listing for full details and description. The brand name has now been changed to Agilent This manual applies to instruments with rmware revision 10.0 or greater. 2. If KeysightAgilent 83732B The Keysight 83732B synthesized signal generator sets a new standard for performance at a price that is surprisingly affordable. No longer will you have to give up frequency coverage, modulation or re Find and download user guides and product manuals. ManualShelf. Sign Up. Sign up to create an account Facebook Stereo System 83731B Stereo System 83A. Stereo System 8645A Stereo System Agilent 35670A Video Gaming Accessories Agilent 6030A Agilent 83711B and 83712B Synthesized CW Generators Agilent 83731B and 83732B Synthesized Signal Generators Data Sheet 10 MHz to 20 GHz 1 to 20 GHz 99 Washington Street Melrose, MA 02176 Fax 7816650780 TestEquipmentDepot.com Agilent 83711B Signal Generator. The Agilent 83711B blended CW Signal Generator sets another standard for execution at a value that is shockingly reasonable. Never again will you need to surrender recurrence scope, balance, or unwavering quality to meet your financial plan. Agilent 83731B 1 GHz to 20 GHz Synthesized Signal Generator and other Microwave Generators for sale at Test Equipment Center. Agilent 83731B products for sale at Test Equipment Center are thoroughly tested, and receive electrical and cosmetic reconditioning as needed prior to sale. Rent the Keysight Agilent 83731B at the UKs Lowest Price. UK Stock, Tested with Full Warranty. Buy the Refurbished Used Keysight Agilent 83731B 120GHz Synthesised Signal Generator. PLEASE READ We expect payment within 7 days of the auction due to nonpaying, or very slow paying bidders. After 7 days we reserve the right to relist the item.

<http://genialica.com/images/canon-eos-400d-service-repair-manual.pdf>



Our goal is to provide you with a quick access to the content of the user manual for Agilent Technologies Stereo System 83731B. Using the online preview, you can quickly view the contents and go to the page where you will find the solution to your problem with Agilent Technologies Stereo System 83731B. The 83732B is a 20 GHz RF Generator from Agilent. An RF generator is a tool engineers use to generate sinusoidal outputs while testing electronic equipment. The output will automatically have its frequency varied or swept between frequencies. The Keysight formerly Agilent 83731B synthesized signal generator sets a new standard for performance at a price that is surprisingly. You should have JavaScript enabled in your browser to utilize the functionality of the website Parts Town and 3Wire have joined forces and teamed up with IPC, combining the team you know with the largest inventory in the industry and cuttingedge technology to give you the absolute best experience. Things look a little different, thats true, but you are indeed in the right place. Hi there, welcome to Parts Town. Parts Town and 3Wire have joined forces and teamed up with NDCP, combining the team you know with the largest inventory in the industry and cuttingedge technology

to give you the absolute best experience. Parts Town and 3Wire have joined forces and teamed up with SMS, combining the team you know with the largest inventory in the industry and cuttingedge technology to give you the absolute best experience. Hi there! RSCS and Parts Town have joined forces, combining the team you know with the largest inventory in the industry and cuttingedge technology to give you the absolute best experience. Parts Town and 3Wire Foodservice have joined forces. Now you'll work with the great team you know, while having access to the largest inventory in the industry and cuttingedge technology. Lets go!

Continue to Parts Town What You Can Expect Always Genuine OEM The Most InStock Parts on the Planet Breakthrough Innovations Exceptional Customer Experience Same Day Shipping Ready to get started. Lets go! Continue to Parts Town Looking for beverage equipment parts. Marmon Link is the new home for genuine OEM parts for the Marmon family of equipment manufacturers. Find beverage dispense parts and accessories, as well as parts for Cornelius, Prince Castle, Silver King, Angelo Po, and Saber King units. Continue to Marmon Link Please try again. Please try again later. Please try again. Please try again later. No worries, it's really easy. No need to remember another username, you will now use your email address. Its listed below. Once logged in you can view pricing and order these parts. OK Please try again. Always Available free backorder shipping applies to UPS Ground shipments only. Excludes international orders, UPS Freight orders, consolidated shipments, factory drop ship orders, and ship complete orders. Program details subject to change at any time. No need to type it all again. That just makes things WAY easier. Plus, you'll be able to access any discounts or contract pricing that may be available to you. Thats important. The real question is, why wouldnt you log in Everybody loves cookies. Okay, theyre not those kind of cookies, but theyre still great. Reezocars Reviews Contact Jobs FAQ Blog Catalog Catalog Used Vehicle Catalogue Catalogue of leased or credit vehicles used Porsche Germany used Audi A3 Sline Germany Used car leasing Leasing Audi Leasing Mercedes Classe A Others Others What is a Leasing used car. Financing CGU CGV Legal notices Languages English Reezocar.com Francais Reezocar.com English Reezocar.be Dutch Reezocar.be Francais English Reezocar.com Francais Reezocar.com English Reezocar.be Dutch Reezocar.

[mesotects.com/wp-content/plugins/formcraft/file-upload/server/content/files/16274d92a6408c---brother-innovis-6700d-manual.pdf](https://mesotects.com/wp-content/plugins/formcraft/file-upload/server/content/files/16274d92a6408c---brother-innovis-6700d-manual.pdf)

be Francais Reezocar 2020 All rights reserved By continuing to browse this site, you accept the use of cookies to provide you with offers and services tailored to your interests and to compile visit statistics. More information I agree. Here one can find information about many different types of equipment. If you have something that you might think might be usefull to others please share. In this community we like to help each other out. If you have anything old or new please share. Keep Fire Away. Sign Keep Fire Away. Sign Keep Fire Away. Sign Sign in or Create an Account to save your favorites for your next visit. Please try again.Brady's products help customers increase safety, security, productivity and performance and include highperformance labels, signs, safety devices, printing systems and software. Contact your U.S. or International Regional Manager for information about establishing a fee schedule or to learn more about resources to optimize test selection. Clients without access to Test Prices can contact Customer Service 24 hours a day, seven days a week. Prospective clients should contact their Regional Manager. For assistance, contact Customer Service. Tests may be classified as cleared or approved by the US Food and Drug Administration FDA and used per manufacturer instructions, or as products that do not undergo full FDA review and approval, and are then labeled as an Analyte Specific Reagent ASR product. This test has not been cleared or approved by the U.S. Food and Drug Administration. The listed CPT codes reflect Mayo Clinic Laboratories interpretation of CPT coding requirements. It is the responsibility of each laboratory to determine correct CPT codes to use for billing. CPT codes are provided by the performing laboratory. These values do not apply to results that are converted to other units of

measure. 83731 Paroxetine, S 96990. Please try again.Please try again.

[avtomix.com/upload/files/canon-eos-1d-mk-iv-manual.pdf](http://avtomix.com/upload/files/canon-eos-1d-mk-iv-manual.pdf)

They are designed for a bolton installation, and the capacity is limited to the mounting structure mounting hardware not included. In order to navigate out of this carousel please use your heading shortcut key to navigate to the next or previous heading. Full content visible, double tap to read brief content. Please try your search again later. Not only is unsecured cargo a danger to you, your passengers and your fellow drivers, but it can also cause damage to your trailer, pickup truck bed or vehicle cargo area, as well as to the cargo itself. Together with our cargo straps and safety chains, CURT tiedown anchors are easy to mount in any trailer, truck or fullsize van, and they help keep your items safe for the road ahead. These particular Dring tiedown anchors are designed to be surface mounted and add convenient anchoring points for cargo straps, ropes or cables. These rope rings feature zincplated steel construction and offer a capacity of 1,200 lbs. Mounting screws are not included in this package. CURT offers over 1,000 different custom hitch models to provide a perfect, factorylike fit on most vehicles on the road today. Our custom hitches provide a standard hitch receiver to mount a variety of towing accessories. Like our hitches, CURT custom wiring is made vehiclespecific for each make and model. Virtually all of our custom vehicle trailer wiring harnesses install using existing factory connectors on the vehicle for a plugandplay connection. No splicing necessary! We offer loaded ball mounts with a trailer ball already torqued in place, as well as adjustable ball mounts, multiball mounts, tow hooks and more. A ball mount can be secured into the receiver using one of our hitch pins or hitch locks. Our cargo carriers are available in a convenient, useasneeded hitchmounted design, as well as a roof rack option. We also offer bike racks, cargo bags, cargo nets and ratchet straps for additional item security.

To install a 5th wheel hitch in your pickup truck bed, CURT offers traditional 5th wheel rails and brackets, as well as puck system options and gooseneck adapters. We offer puck system gooseneck hitch kits to accommodate trucks with the factory towing prep package. We also offer originalequipmentstyle gooseneck hitches for select applications, as well as traditional gooseneck hitches and brackets, such as our original Double Lock. Our Echo mobile trailer brake controller is particularly unique, featuring a Bluetooth connection that links to your smartphone and provides highly responsive braking with your Apple or Android device as the interface. It easily plugs in with no tools or extra wires needed. We also offer our factorylike Spectrum and traditional TriFlex. This versatile ball hitch comes in standard hitch receiver sizes and provides flexible vertical adjustment to ensure level towing, even with large, lifted trucks and SUVs. This receiver hitch attachment helps level the vehicle trailer combination for a smoother ride. Our TruTrack weight distribution hitch is particularly unique, featuring integrated trailer sway control. We offer pintle hitches, pintle hooks, ball and pintle hitch combinations, as well as channelmount pintle hitches for an adjustable option. We also carry highstrength lunette rings for a solid connection to the trailer. These cargo tiedown straps come with heavyduty ratcheting mechanisms and are available in wide variety of capacities, lengths, hook types and colors. To calculate the overall star rating and percentage breakdown by star, we don't use a simple average. Instead, our system considers things like how recent a review is and if the reviewer bought the item on Amazon. It also analyzes reviews to verify trustworthiness. Please try again later. Jeremy 4.0 out of 5 stars There is only 1 D ring per package. Once they were received, I only had 6 not 12 as anticipated. The problem begins with the manufacturer.

The packaging clearly states on the front and back that it included a set of 2. On the contrary, it only contains one. I contacted Amazon and they were very efficient and took care of it. Despite the item description and packaging being inaccurate, Amazon sent the remaining 6 12 ttl to me at no cost. Regarding the actual product quality for the intended use, they are good quality and I'm happy with the product. The load capacity matches the strength I need. Aside from the initial annoyance of not receiving what I ordered, I'm happy to know Amazon stood behind what they sell and corrected the

situation with little hassle. We wish we had gotten them soon. They are easy to install with a good drill. Shame on me. Only ONE Dring in the package. Also, why drill two holes to mount this item when you can purchase a different Dring that only has one bolt hole and is much more heavy duty. This item will be returned. Works well for ratchet straps etc. These are small but strong. Would not push weight limit. Good for what I intended. Please try again later. Please try again. Four Seasons offers a 12 month warranty on commercial, heavy duty, or fleet use of compressors. Please try your search again later. You can edit your question or post anyway. The quality, durability, and reliability of all products are backed by over 50 years of excellence in mobile air conditioning experience and know how. To calculate the overall star rating and percentage breakdown by star, we don't use a simple average. It also analyses reviews to verify trustworthiness. Number 5454297037 Nov95. The 54520A and 54540A are discontinued. Number 5460090911 Feb91. This quick reference is provided for. Number 5460090912 Jul91. This programmer's guide is provided for. Number 5460090915 Jun92. Number 5460097021 Nov97. The 54600B, 54601B, 54602B, and 54603B are. Number 5475097011 Apr95. This service manual is provided for. Number 59501765 Jan76. This manual is provided for information.

Number 59527834 Jul89 PN5370B2 This product note is provided for. Number 59628272 May98. This service manual is provided for. Number 59715063 Jan02. This setup guide is provided for information. Number 7000190060 May94. The 70001A is a discontinued product; this. Number 7000190060 May94. The 70001A is a discontinued product; this. Number 7082090047 Nov92. The 71500A and 70820A are discontinued. Number 7082090049 Nov92. The 71500A and 70820A are discontinued. Number 8355890001 May90. This operating and service manual is. Number 8359290074 Aug87. This operation and service manual is. Number 8373190125 Nov98. This calibration guide is provided for. Number 8373190128 Jul97. This user's guide is provided for. Number 8373190129 Jul97. This programming guide is provided for. Number 8375090003 Aug93. This service manual is provided for. Number 8504490001 Jun86. The 85044A and 85044B are. Number 8568590003 Jul85. Number 8568590098 Nov91. Number 8944190061 Sep97. This operator's guide is provided for. Number E231090401 Dec96. This user's guide is provided for. Number N167590000 Dec01. The N1675A, N1676A, N1677A are. This manual is provided for information on. The N1738A is a discontinued product; this manual is provided for. Part Number 0332490011 Aug91. This manual is provided for information only. The 3324A is no long. Part Number 0345790003 May86. This document references a discontinued or obsolete product and is. Part Number 0348890003 Sep95. The 3488A is a discontinued product; this manual is provided for i. Part Number 0358890000 Mar90. The 3588A is an obsolete product; this manual is provided for inf. Part Number 0358890005 Mar90. The 3588A is a discontinued product; this manual is provided for i. Part Number 0358890018 Mar96. The 3588A is an obsolete product; this manual is provided for info. Part Number 0358890025 Apr90. Part Number 0358990002 Jul91. The 3589A is an obsolete product; this manual is provided for info. Part Number 0358990021 Aug91.

The 3589A is a discontinued product; this manual is provided for i. Part Number 0358990025 Feb85. The 3589A is a discontinued product; this manual is provided for. Part Number 0358990026 Mar95. The 3589A is a discontinued product; this manual is provided for i. Part Number 0385290002 Oct85. The 3852A is a discontinued product; this manual is provided for i. Part Number 0385290002 Oct85. The 3852A is a discontinued product; this manual is provided for i. Part Number 0385290002P2 Oct5. The 3852A is a discontinued product; this manual is provided for i. Part Number 0385290015 Dec87. The 3852A is a discontinued product; this manual is provided for i. Part Number 0385290016V1 Dec87. The 3852A is a discontinued product; this manual is provided for. Part Number 0385290016V1 Dec87. Part Number 0385290018 Feb87. The 3852A is a discontinued product; this manual is provided for i. Part Number 0385290018 Feb87. The 3852A is a discontinued product; this manual is provided for i. Part Number 0385290025 May88. Part Number 0385290025 May88. Part Number 0419290011 Mar00. The 4192A is no long. Part Number 0419590000 Jul89.

Part Number 0419590010 Feb89. Part Number 0531590021 Aug81. Part Number 0531690011 Aug86. The 5316A is no long. Part Number 0531690014 Sept87. The 5316B is discontinued, and this manual is provided for infor. Part Number 0533490042 Nov91. The 5334B is a discontinued product; this manual is provided for i. Part Number 0533490044 Aug92. Part Number 0533490047 Dec93. The 5334A and 5334B are obsolete products; this manual is provide. Part Number 0533590005 Oct80. The 5335A is a discontinued product; this manual is provided for i. Part Number 0536190018 Jun90. The 5361B is a discontinued product; this manual is provided for i. Part Number 0537090031 Oct95. The 5370B is a discontinued product; this manual is provided for i. Part Number 0537190018 Feb89. The 5371A is a discontinued product; this manual is provided for i. Part Number 0537190032 Jun95.

The 5371A is a discontinued product; this manual is provided for i. Part Number 0537190034 Apr90. The 5371A is a discontinued product; this manual is provided for i. Part Number 0537290001 Oct89. The 5372A is a discontinued product; this manual is provided for i. Part Number 0537290032 Aug91. The 5372A is a discontinued product; this manual is provided for i. Part Number 0537290035 May95. The 5372A is a discontinued product; this manual is provided for i. Part Number 0537290036 Oct92. The 5372A is a discontinued product; this manual is provided for i. Part Number 0537390005 May92. The 5373A is a discontinued product; this manual is provided for i. Part Number 0538690001 Feb86. The 5386A is no long. Part Number 0538690010 Feb93. The 5386A is a discontinued product; this manual is provided for i. Part Number 0628290001 Jul66. The 36282A is no lon. Part Number 0682590001 Mar74. The 6825A is no long. Part Number 0835099000 Feb95. This operating information guide is provided for information only. Part Number 0849190065 Jul81. Part Number 0850890001 May88. The 8508A is a discontinued product; this manual is provided for i. Part Number 0856890118 Sep93. The 8568B is no long. Part Number 0875190000 Aug94. The 8751A is a discontinued product; this manual is provided for i. Part Number 0875190030 Nov90. The 8751A is a discontinued product; this manual is provided for i. Part Number 0875199000 Nov91. The 8751A is a discontinued product; this manual is provided for i. Part Number 0875299000 Jul90. The 8700Series is discontinued; this manual is provided for infor. Part Number 0875299000 Jul90. Part Number 0875390374 Feb 99. The 8753E is a discontinued product. This manual is provided for. Part Number 0875399001 Jul81. The 8673B is no longer sold by Agilent; this manual is provided f. Part Number 0890290024 Jul92. The 8902A is a discontinued product; this manual is provided for i. Part Number 0890290029 Nov94. The 8902A is a discontinued product; this manual is provided for i.

<http://www.diamondsinthemaking.com/content/bose-ls-18-manual>